


SITE AERIAL VIEW PHOTOGRAPH



1 VIEW OF PUD SITE FROM 24TH STREET, NW, MID-BLOCK, LOOKING EAST



2 VIEW OF PUD SITE FROM NEW HAMPSHIRE AVE, NW, MID-BLOCK, LOOKING WEST

Existing curb cut



3 VIEW OF EXISTING WARWICK BUILDING FROM K STREET

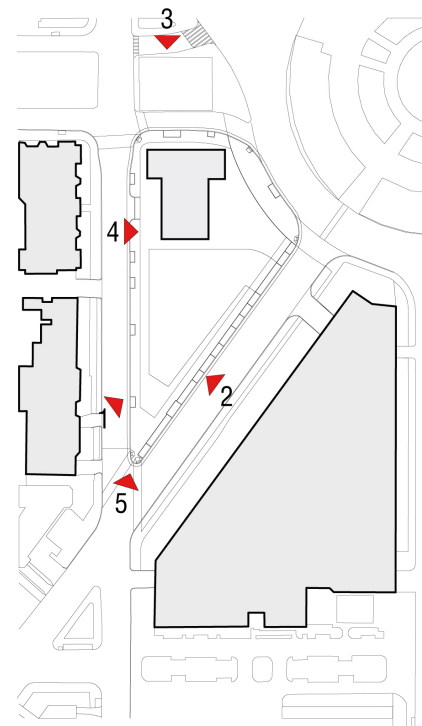


4 VIEW OF OFF-STREET LOADING AREA OF EXISTING WARWICK BUILDING FROM 24TH STREET, NW

Existing curb cut



5 VIEW OF PUD SITE FROM 24TH STREET, NW, LOOKING NORTH

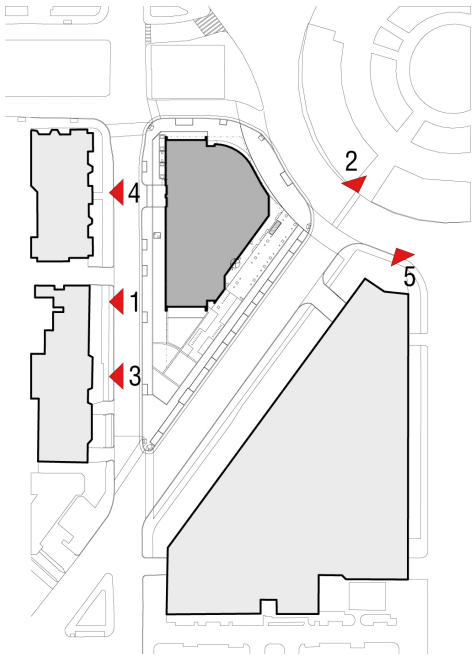




1 ROWHOUSES, 936 - 942 24TH STREET, NW
VIEWED FROM 24TH STREET, NW, LOOKING WEST



2 THE GEORGE WASHINGTON UNIVERSITY HOSPITAL, 900 23RD STREET, NW
VIEWED FROM WASHINGTON CIRCLE, NW, LOOKING SOUTHEAST



3 JEFFERSON HOUSE CONDOMINIUM, 922 24TH STREET, NW
VIEWED FROM 24TH STREET, NW, LOOKING WEST



4 CITY HALL RESIDENCE, 950 24TH STREET, NW
VIEWED FROM 24TH STREET, NW, LOOKING WEST



5 WASHINGTON CIRCLE, NW
VIEWED FROM 23RD STREET, NW, LOOKING NORTHWEST

PHOTOGRAPHS OF SURROUNDING PROPERTIES

